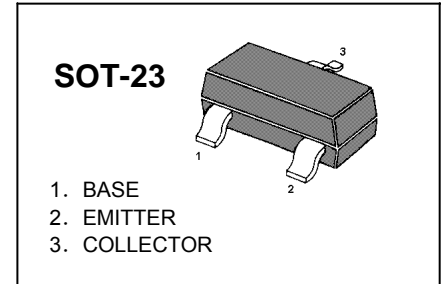


TRANSISTOR (NPN)

FEATURE

- For general AF applications
- High collector current
- High current gain
- Low collector-emitter saturation voltage
- Complementary types: BC807 (PNP)



MAXIMUM RATINGS ($T_A=25^\circ\text{C}$ unless otherwise noted)

Symbol	Parameter	Value	Units
V_{CB0}	Collector-Base Voltage	50	V
V_{CEO}	Collector-Emitter Voltage	45	V
V_{EBO}	Emitter-Base Voltage	5	V
I_C	Collector Current -Continuous	0.5	A
P_C	Collector Power Dissipation	0.3	W
T_j	Junction Temperature	150	$^\circ\text{C}$
T_{stg}	Storage Temperature	-55-150	$^\circ\text{C}$

ELECTRICAL CHARACTERISTICS ($T_{amb}=25^\circ\text{C}$ unless otherwise specified)

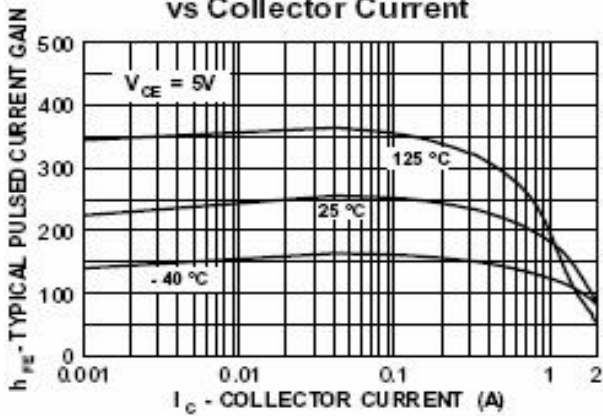
Parameter	Symbol	Test conditions	MIN	MAX	UNIT
Collector-base breakdown voltage	V_{CB0}	$I_C=10\mu\text{A}$, $I_E=0$	50		V
Collector-emitter breakdown voltage	V_{CEO}	$I_C=10\text{mA}$, $I_B=0$	45		V
Emitter-base breakdown voltage	V_{EBO}	$I_E=1\mu\text{A}$, $I_C=0$	5		V
Collector cut-off current	I_{CB0}	$V_{CB}=45\text{V}$, $I_E=0$		0.1	μA
Emitter cut-off current	I_{EBO}	$V_{EB}=4\text{V}$, $I_C=0$		0.1	μA
DC current gain	$h_{FE(1)}$	$V_{CE}=1\text{V}$, $I_C=100\text{mA}$	100	600	
	$h_{FE(2)}$	$V_{CE}=1\text{V}$, $I_C=500\text{mA}$	40		
Collector-emitter saturation voltage	$V_{CE(sat)}$	$I_C=500\text{mA}$, $I_B=50\text{mA}$		0.7	V
Base-emitter saturation voltage	$V_{BE(sat)}$	$I_C=500\text{mA}$, $I_B=50\text{mA}$		1.2	V
Base-emitter voltage	V_{BE}	$V_{CE}=1\text{V}$, $I_C=500\text{mA}$		1.2	V
Collector capacitance	C_{ob}	$V_{CB}=10\text{V}$, $f=1\text{MHz}$		10	pF
Transition frequency	f_T	$V_{CE}=5\text{V}$, $I_C=10\text{mA}$ $f=100\text{MHz}$	100		MHz

CLASSIFICATION OF $h_{FE(1)}$

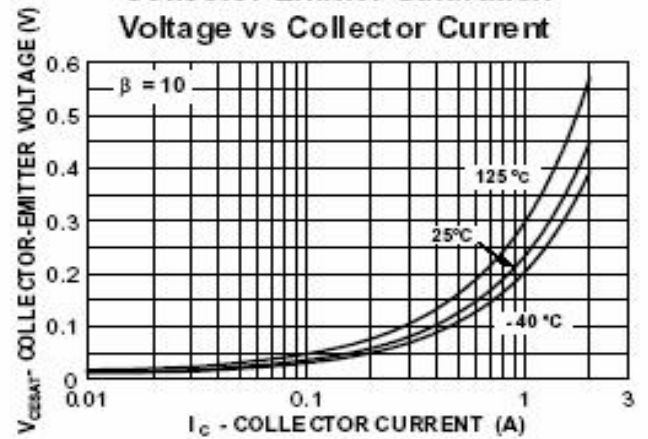
Rank	BC817-16	BC817-25	BC817-40
Range	100-250	160-400	250-600
Marking	6A	6B	6C

Typical Characteristics

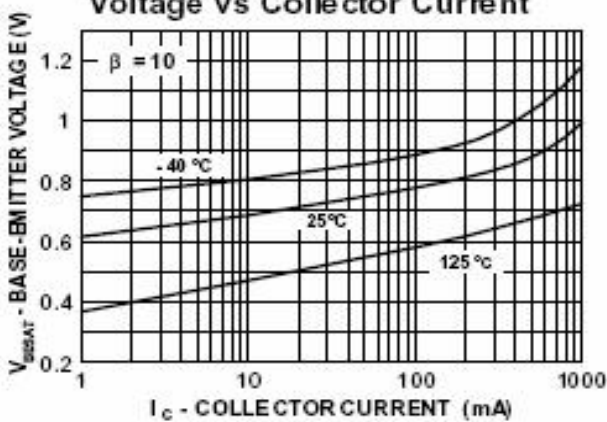
Typical Pulsed Current Gain vs Collector Current



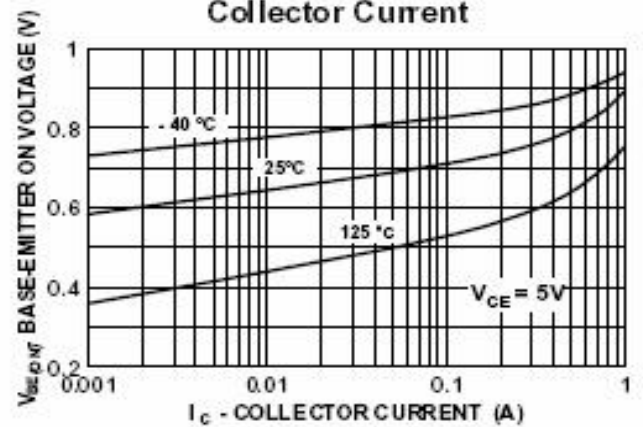
Collector-Emitter Saturation Voltage vs Collector Current



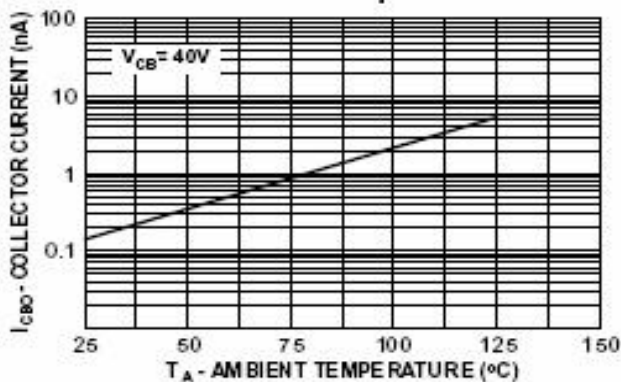
Base-Emitter Saturation Voltage vs Collector Current



Base-Emitter ON Voltage vs Collector Current



Collector-Cutoff Current vs Ambient Temperature



Collector-Base Capacitance vs Collector-Base Voltage

